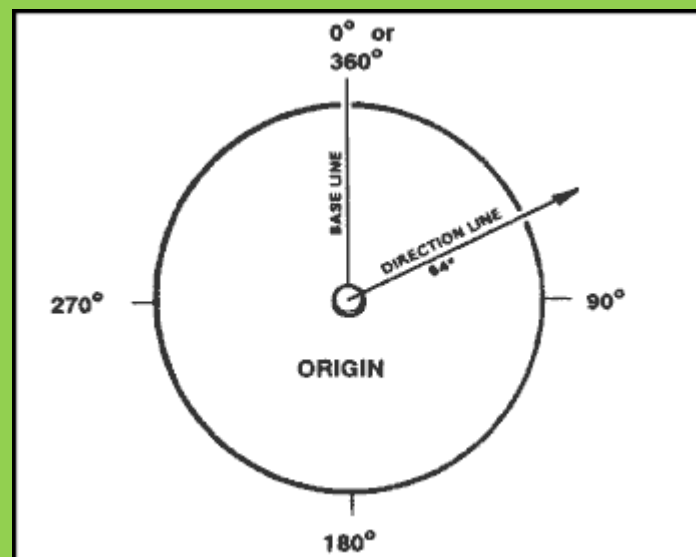
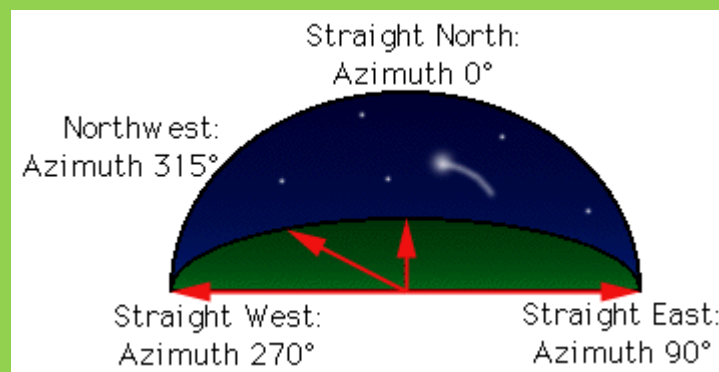
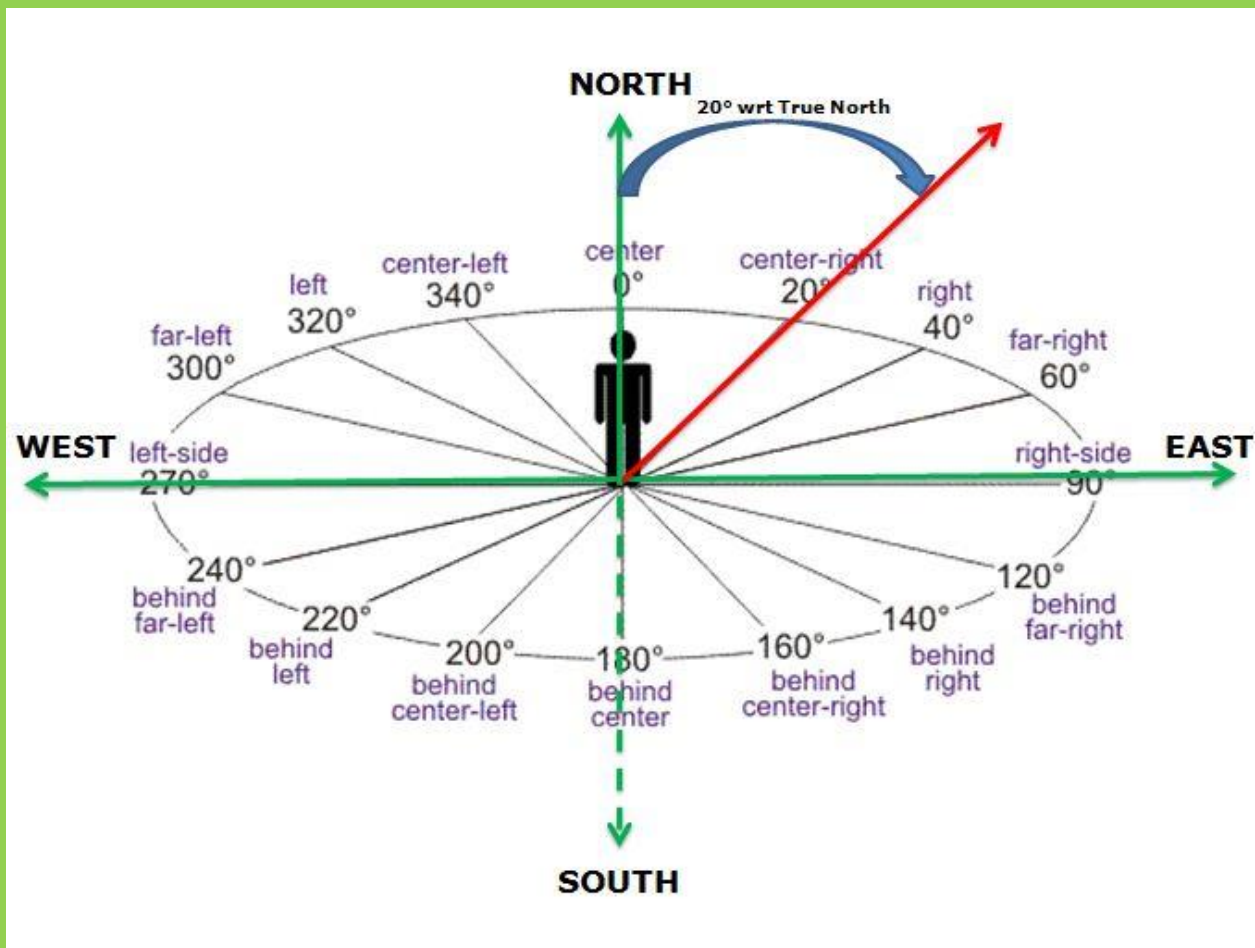




## AZIMUTH

Today, the reference plane for an *azimuth* is typically true north, measured as a  $0^\circ$  *azimuth*, though other angular units (grad, mil) can be used. Moving clockwise on a 360 degree circle, east has *azimuth*  $90^\circ$ , south  $180^\circ$ , and west  $270^\circ$ .







“GREAT ROUTES IN THE  
MIDDLE AGE AND THEIR  
SYMBOLGY”  
Nr. 2016-1-ES01-KA219-  
025035\_3



## AZIMUTH READING

### WORKSHEET

GROUP No. \_\_\_\_\_

PARTICIPANTS: \_\_\_\_\_

\_\_\_\_\_

\_\_\_\_\_

READ THE AZIMUTH FROM CALATAYUD TO GIVEN CITIES

CITY	AZIMUTH	
SAINT MALO		
PARIS		
TRIKALA		
ATHINAI		
KATOWICE		
WARSZAWA		
JELGAVA		
RIGA		
BARI(BITONTO)		
ROMA		
MADRID		